



Investor Update August 2017

Insyde Software

Safe Harbor Notice

We may make forward-looking statements in this presentation. Our forward-looking statements contain information regarding, among other things, our financial conditions, future expansion plans or business strategies. We have based these forward-looking statements on our current expectations and projections about future events. Although we believe that these expectations and projections are reasonable, such forward-looking statements are inherently subject to risks, uncertainties, and assumptions about us.

We undertake no obligation to publicly update or revise any forward-looking statements whether as a result of new information, future events or otherwise. In light of these risks, uncertainties and assumptions, the forward-looking information may not occur and our actual results could differ materially from those anticipated in these forward-looking statements.

Agenda

- **About Insyde**
- **Product Portfolio**
- **Financial Review & Company Updates**
- **Q&A**

About Insyde®

Insyde Software

6231.tw

- Founded in 1998 by PCT(6270.TW) Chairman Jeremy Wang and SystemSoft EVP Jonathan Joseph
- Business started via acquisition of SystemSoft's BIOS division
- IPO January 23, 2003 (6231.TW)
- Headquarters: Taipei, Taiwan
 - Major US operations in Massachusetts and Oregon
 - Other offices in Japan, China, Taiwan and Korea
- UEFI Technology Leader
- Systems Manageability Provider
- App, Cloud & OS Solutions



Worldwide Presence



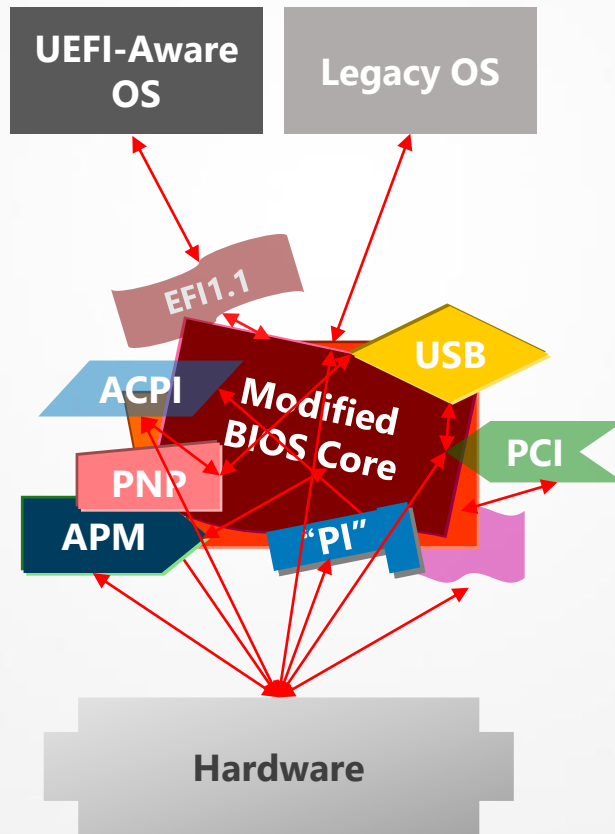
Computer BIOS – “Firmware”

BIOS is stored in NOR Flash

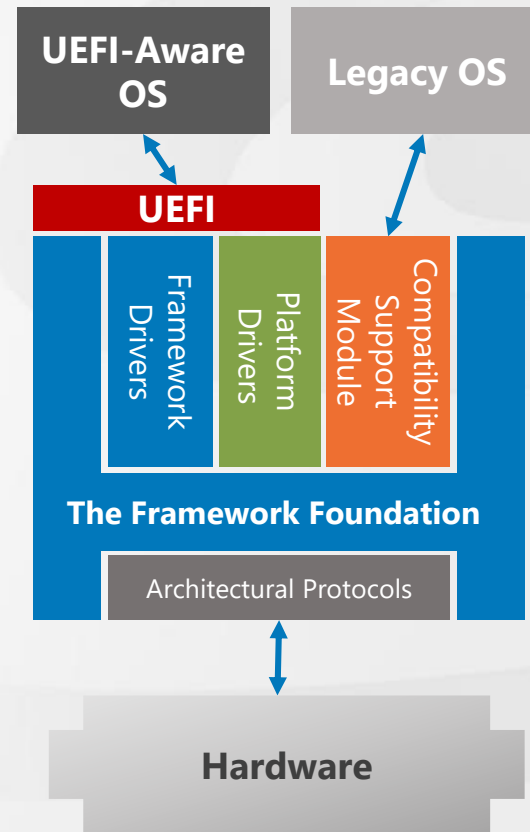


Difference between Legacy BIOS and UEFI Firmware

Legacy BIOS

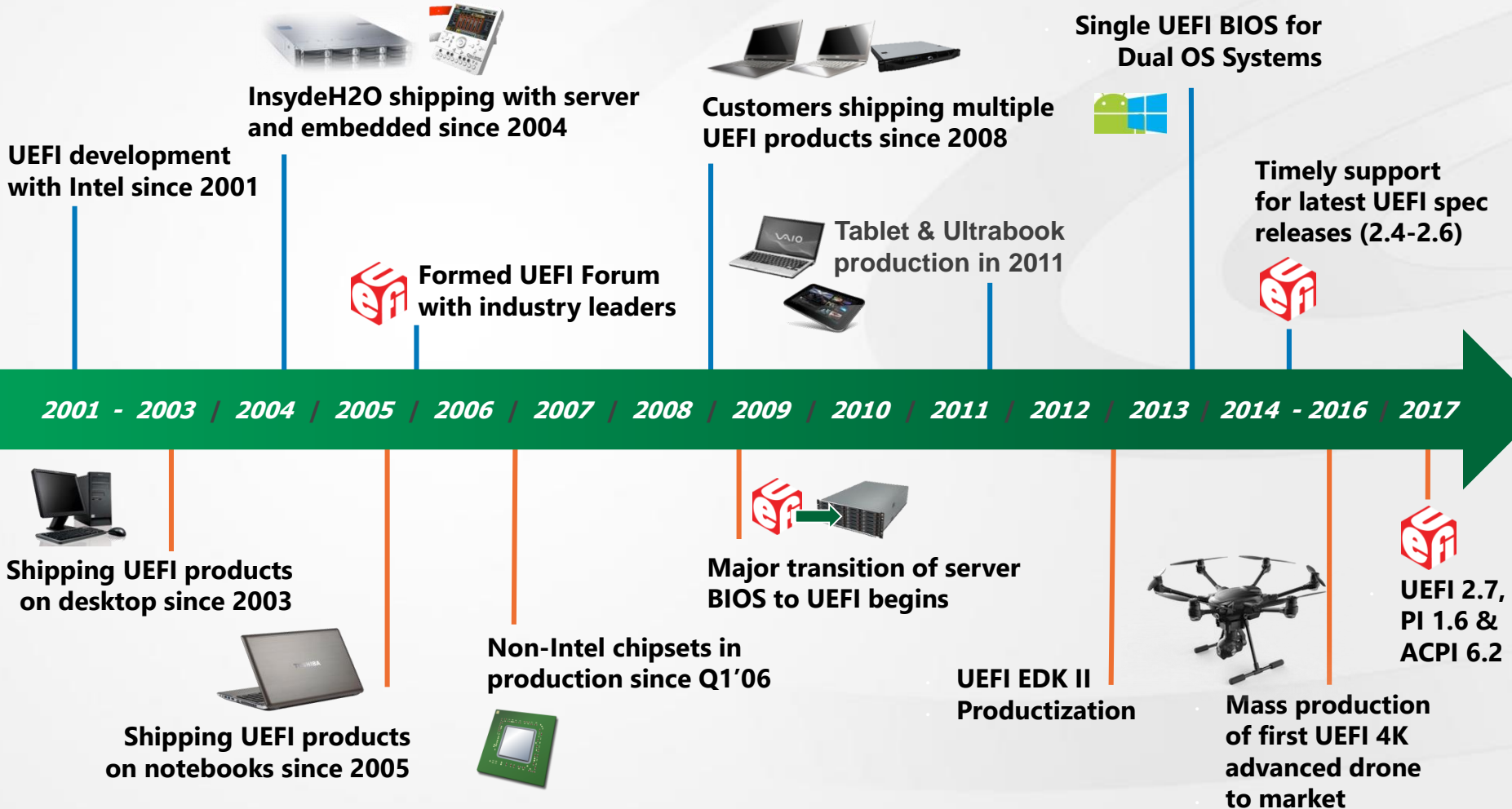


UEFI BIOS



UEFI Technology Leadership

Over 15+ Years of Industry-First Milestones and Leadership



Trusted Supplier to Many Leading Companies and many others

ADVANTECH

FUJITSU



SONY



PEGATRON



SIEMENS

acer

Inventec

wistron

TOSHIBA

ARBOR



inspur 浪潮

NEC

lenovo



JABIL

FOXCONN

ZTE中兴



QNAP

中科曙光
Sugon

MITAC



Synology

ALPHA Networks

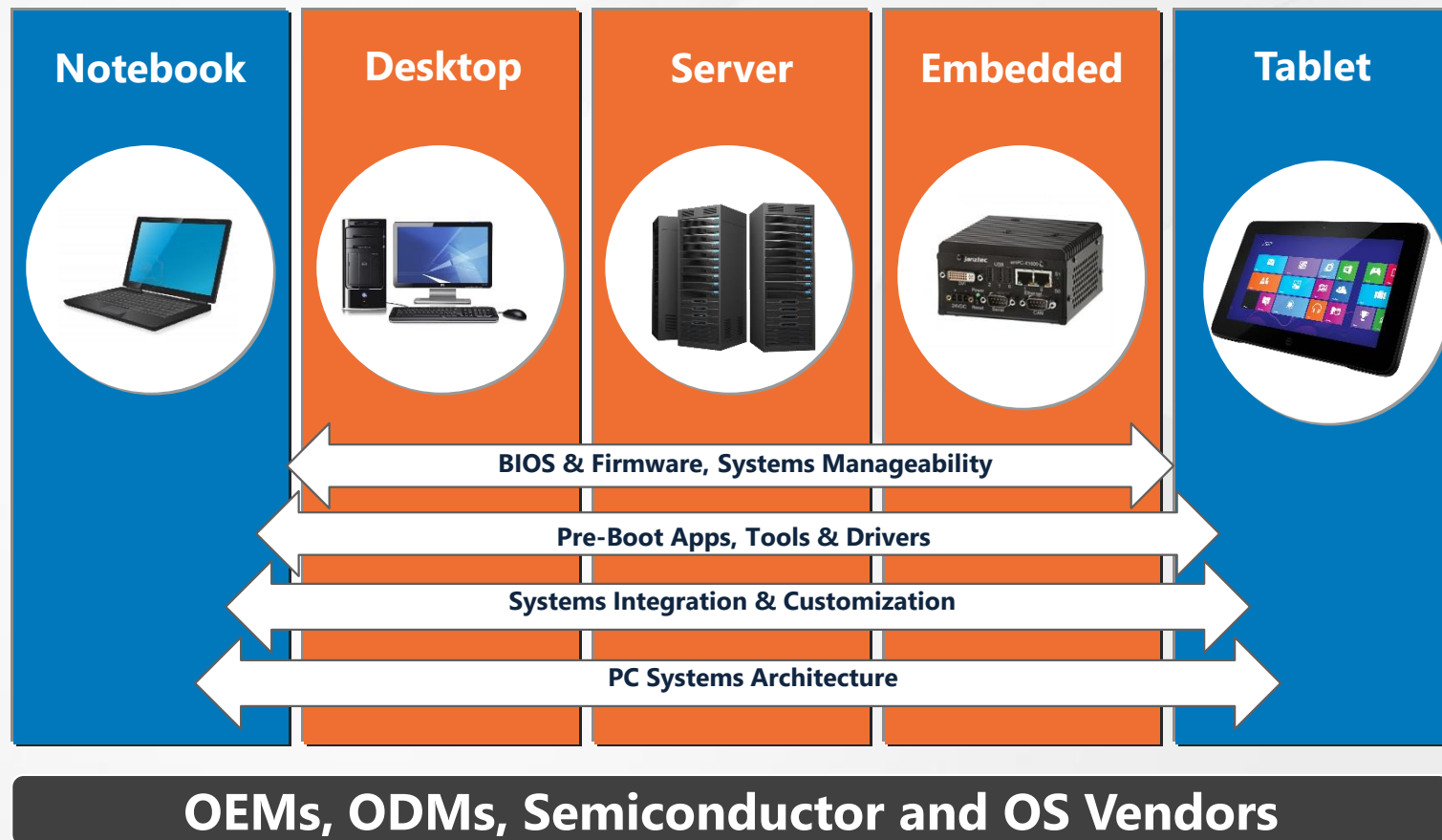


RICOH

Product Portfolio




Core Competencies & Markets



Insyde Software Product Portfolio

Personal Computing

Mobile, AIO/Desktop & Tablet
Computing Solutions



Server & Embedded

Server & Embedded Computing
BIOS/BMC Solutions




Software & Drivers

Apps, Cloud & Systems Integration
Mobile Solutions



Helping Build Devices & Systems in the Cloud Era



Financial Review & Company Update

簡易合併損益表

In NT\$ Thousands	Q2'17	Q1'17	Q2'16	QoQ%	YoY%
Net Sales	189,811	191,684	169,710	-0.98	11.84
COGS	35,355	31,655	32,321	11.69	9.39
Gross Profit	154,456	160,029	137,389	-3.48	12.42
Gross margin	81.37%	83.49%	80.96%		
Operating Expense	142,784	149,575	158,280	-4.54	-9.79
Operating Income	11,672	10,454	-20,891	11.65	155.87
Operation Margin	6.15%	5.45%	-12.31%		
Non-Op Inc/(Exp)	783	-5,196	2,505	115.07	-68.74
Income before Tax	12,455	5,258	-18,386		
Net Income	8,470	1,767	-19,672		
Net Margin	4.46%	0.92%	-11.59%		
EPS	0.22	0.05	-0.52		

*2017上半年合計每股稅後盈餘0.27元

簡易合併資產負債表

Selected Items from Balance Sheet (NT\$ Millions)	Q2'17		Q1'17		Q2'16	
	Amount	%	Amount	%	Amount	%
Current Assets	619.0	73.6%	564.7	71.1%	640.1	71.8%
Fixed Assets	6.0	0.7%	4.7	0.6%	3.4	0.4%
Net PP&E and other assets	215.8	25.7%	224.9	28.3%	248.1	27.8%
Total Assers	840.8	100.0%	794.3	100.0%	891.6	100.0%
Current Liabilities	201.5	24.0%	152.6	19.2%	235.9	26.5%
Non Current Lianilities	29.1	3.4%	29.5	3.7%	31.1	3.5%
Total Liabilities	230.6	27.4%	182.1	22.9%	267.0	30.0%
Shareholders' Equity	610.2	72.6%	612.2	77.1%	624.6	70.0%



For more information, contact:

ir@insyde.com

www.insyde.com